

PORODO



Porodo

Universal Travel Quick Charger

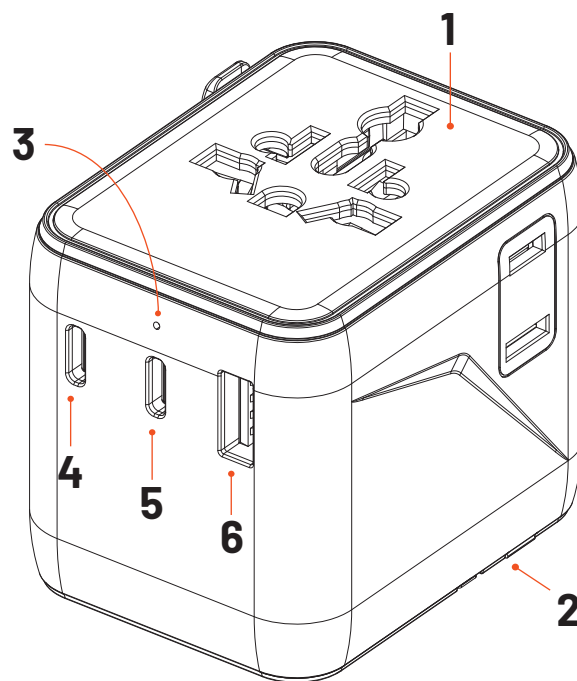
SKU: PD-FWCH053

Table of Contents

Schematic View	2
Specifications	2
Compatible Outlets	3
Compatible Devices	3
Instructions for Use	4
Replacing the Fuse	6
Caution	6
Compatible Countries	7
Disposal	10
Warranty	10
Contact Us	10

Schematic View

1. Multi-Socket
2. US/AU/UK/EU Plugs
3. LED Indicator
- LED solid: Normal operation
- LED off: Possible overload. Unplug one device and check the status indicator again.
4. USB-C1 Port
5. USB-C2 Ports
6. USB-A Port

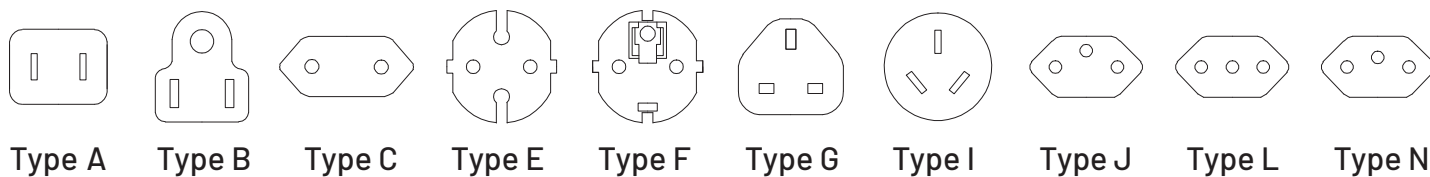


Specifications

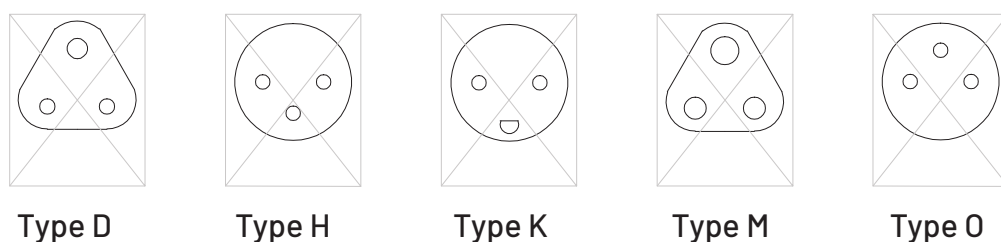
Rated Voltage	100 to 250V
Rated Frequency	50/60Hz
Rated Current	10A Max
Rated Power	2500W Max
USB-C1/C2 Output	5V/3A, 9V/2.22A, 12V/1.67A, PD 20W
USB-A Output	5V/3A, 9V/2A, 12V/1.5A, 18W (QC3.0)
USB-C1/C2 + USB-A Output	5V/3A, 15W Max
Total USB Ports	2 USB-C, 1 USB-A
Fuse Protection	Built-in 10A Fuse + Spare Fuse
Supported Plugs	UK, EU, US & AU Plug
Operating Temperature	0°C to 40°C
Product Size	54.5 x 55.5 x 64mm
Model Number	FWC053

Compatible Outlets

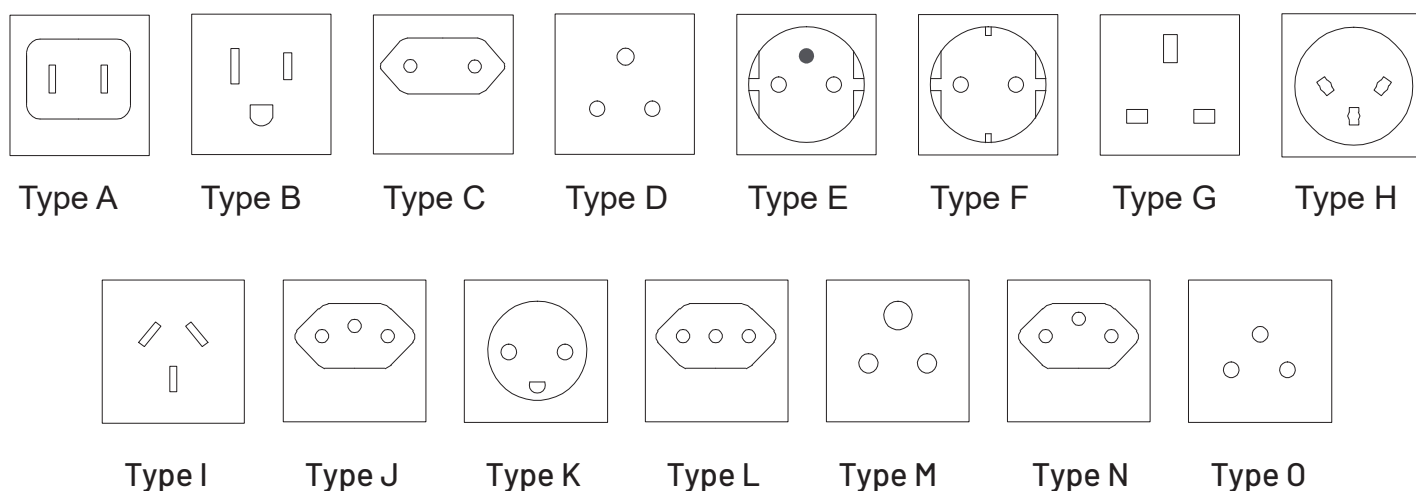
1. The adapter is compatible with Type A, B, C, E, F, G, I, J, L, and N plugs.



Please note that Type D, H, K, M, and O plugs are not supported.



2. The adapter can plug into Type A, B, C, D, E, F, G, H, I, J, K, L, M, N, and O outlets.



Compatible Devices

The product is suitable for use with most electronic devices up to 2500W at 250V and 1000W at 100V.

Please check the safety data sheet or data plate on the device to confirm this information before plugging it in.

It can be used with a variety of appliances, including:



Laptops



Small travel
hair dryers



Travel irons



Electric fans



Table lamp



Electric razors

This device is compatible with the following USB devices:



Cameras



Smartphones



Tablets



Portable game
consoles



Headsets



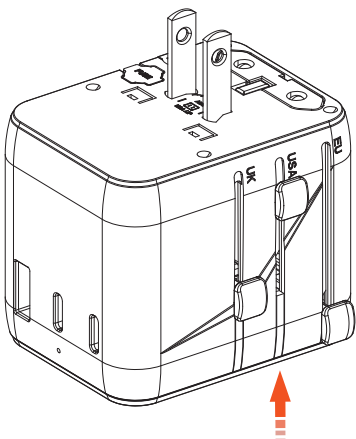
Power banks

Instructions for Use

Built-in plugs can be selected to fit various outlets in different countries. The safety function switch ensures that only one plug is energized at a time.

Attentions:

- 1.** Ensure that the button is reset when pushed out and retracted to the bottom. If the button is not reset, it indicates the plug has not been properly inserted, which may affect normal use.
- 2.** Only one plug type can be used at a time. Slide the knob to select the desired plug, and the other plug pins will be automatically locked.

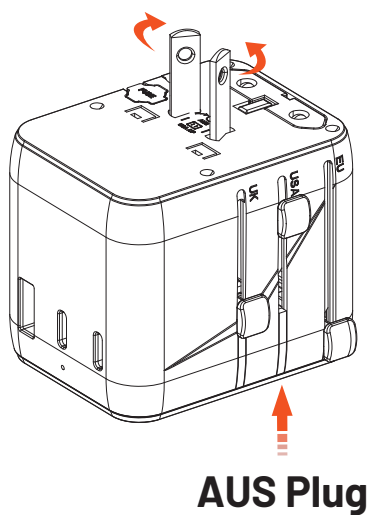


USA Plug

1. Using the USA Plug

1.1 Slightly press the button and slide it down to extend the USA plug completely, ensuring the contact blades are in the parallel position.

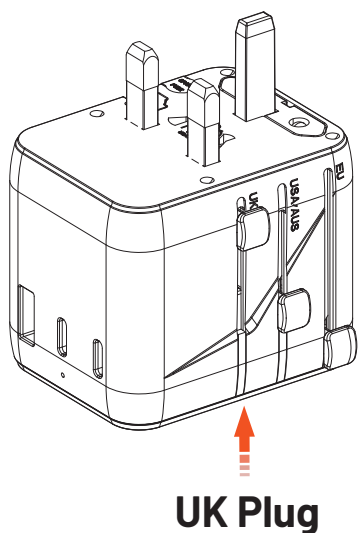
1.2 To retract the plug, press and hold the "USA" button, pull the plug upward, and continue until it is fully retracted. Release the button to reset and lock the plug.



2. Using the AUS Plug

2.1 Slightly press the button and slide it downward for the AUS plug as shown. Ensure the contact blades are positioned parallel.

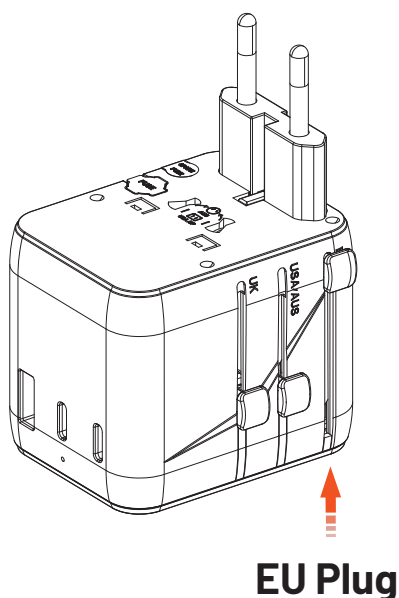
2.2 To recover the plug: Press and hold the "AUS" button to release it, then continue pulling upwards until the plug fully extends. Once the plug is fully extended, release the button to reset and lock the plug.



3. Using the UK Plug

3.1 Slightly press the button and slide it downward for the UK plug as shown. Pull out the insulated ground pin from the housing.

3.2 To recover the plug: Press and hold the "UK" button to release it, then continue pulling upwards until the plug fully extends. Once the plug is fully extended, release the button to reset and lock the plug.

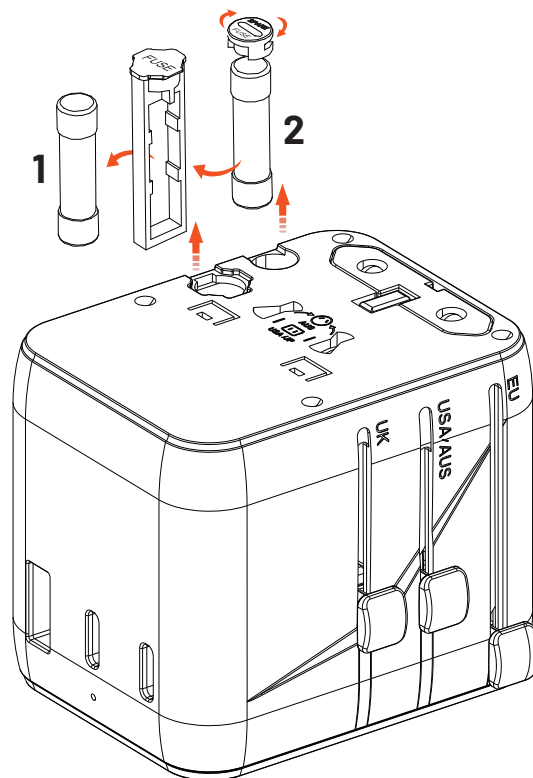


4. Using the EU Plug

4.1 Slightly press the button and slide it downward for the EU plug as shown. Ensure the contact blades are in the parallel position.

4.2 To recover the plug: Press and hold the "EU" button to release it, then continue pulling upwards until the plug is fully extended. Once the plug is fully extended, release the button to reset and lock the plug.

Replacing the Fuse



1. Remove 1.
2. Remove 2, and insert 2 into the original position of 1. The adapter will work again.
3. You can also replace the fuse with a new one.

Standard: 250V AC 10A, 6.3*25.4mm.

Notes:

- a. Ensure that you remove all devices before replacing the fuse.
- b. Confirm that no water has flowed from the access equipment in the power rating.
- c. Confirm whether the product is wet and if any water has flowed out.

Caution

1. Before use, please read these instructions carefully.
2. Always disconnect the adapter from the outlet when not in use.
3. This product does not convert voltage (AC-AC).
4. To avoid potential damage to your device or other safety hazards, ensure the

power outlet you intend to use has the proper voltage before using this adapter.

5. This product is for indoor use only.
6. Misuse may result in electrical shock.
7. The length of the USB cable should not exceed 3 meters.
8. The travel adapter is for temporary use only and should not be used permanently.
9. Do not insert an adapter into another adapter unless specified by the manufacturer.
10. No grounding. This product is for use with unearthed or double-insulated appliances only.

Compatible Countries

EU Plug

A Albania	Comoros	I Iceland
Algeria	Congo	India
Angola	Croatia	Indonesia
Argentina	Côte d'Ivoire	Iran
Austria	Cyprus	Iraq
Azores	D Denmark	Israel
B Balearic Islands	Djibouti	Italy
Bangladesh	E Egypt	K Kazakhstan
Belgium	El Salvador	South Korea
Bolivia	Equatorial Guinea	Kuwait
Bosnia	Eritrea	L Laos
Brazil	Faroe Islands	Lebanon
Bulgaria	Finland	Lithuania
Burkina Faso	France	Luxembourg
Burundi	G Gabon	North Macedonia
C Cameroon	Germany	M Madagascar
Canary Islands	Gibraltar	Madeira
Cape Verde	Greece	Mali
Central African Republic	Greenland	Martinique
Channel Islands	Guadeloupe	Mauritania
Chile	Guinea	Mauritius
	Guinea-Bissau	Monaco
	H Hungary	Morocco

USA PLUG:

Mozambique	Togo	A American Samoa
Myanmar	Tunisia	Anguilla
N Nepal	Turkey	Antilles
Netherlands	U Uruguay	Aruba
Niger	V Vietnam	B Bahamas
Norway	Z Zambia	Bangladesh
O Oman		Barbados
P Pakistan		Bermuda
Paraguay		Bolivia
Peru		Brazil
Philippines		C Cambodia
Poland		Canada
Portugal		Cayman Islands
R Romania		China
Russia		Colombia
Rwanda		Costa Rica
S Senegal		Cuba
Somalia		E Ecuador
Spain		El Salvador
Sudan		G Guam
Suriname		Guatemala
Sweden		Guyana
Switzerland		H Haiti
Syria		Honduras
T Thailand		

AUS PLUG:

A American Samoa
Argentina
Australia
C China
E El Salvador
F Fiji
G Guatemala
K Kiribati
N Nauru
New Zealand
P Panama
Papua New Guinea
S Saint Vincent
T Tajikistan
Tonga
U Uruguay

J Japan

Jamaica

L Laos

Lebanon

Liberia

M Maldives

Mexico

Micronesia

Montserrat

N Netherlands

Nicaragua

Niger

O Okinawa

P Panama

Peru

Philippines

Puerto Rico

S Saint Vincent

Saudi Arabia

T Tahiti

Taiwan

Thailand

United States

V Venezuela

Vietnam

Virgin Islands (US & British)

Y Yemen

UK Plug

B Bahrain

Bangladesh

Belize

Botswana

Brunei

C Cameroon

Channel Islands

Cyprus

Dominica

E El Salvador

G Gambia

Ghana

Gibraltar

Grenada

Guatemala

Guyana

H Hong Kong

I Iraq

Ireland

Isle of Man

J Jordan

K Kuwait

L Lebanon

M Macau

Malawi

Malaysia

Maldives

Malta

Mauritius

Myanmar

N Nigeria: Correct

O Oman

Qatar

S St. Lucia

Saint Vincent

Saudi Arabia

Seychelles

Sierra Leone

Singapore

T Tanzania

U Uganda

United Arab Emirates

United Kingdom

V Vietnam

Y Yemen

Z Zambia

Zimbabwe

Disposal



This product must not be disposed of as unsorted household waste. It is important to separate such waste for proper treatment and recycling in compliance with local waste management regulations.

Warranty

Products that you buy directly from our **Porodo** website or shop come with a 24-month warranty.

When you buy **Porodo** products from any of our approved sellers, you only get a 12-month warranty. If you want to extend this warranty, go to our website at **porodo.net/warranty** and fill out the form with your information. Don't forget to upload a picture of the product too. After we've checked and accepted your request, we'll send you an email to confirm that your product's warranty has been extended.

For more info, please check:
porodo.net/warranty

Contact Us

If you have any questions about this Privacy Policy, please contact us at:
info@porodo.net

Website: **porodo.net**

Service Support: **support@porodo.net**

Instagram: **[porodo](https://www.instagram.com/porodo)**